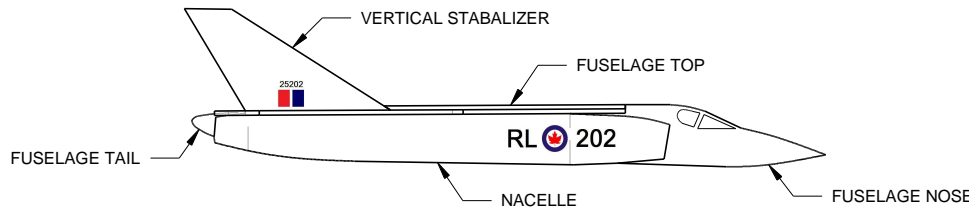

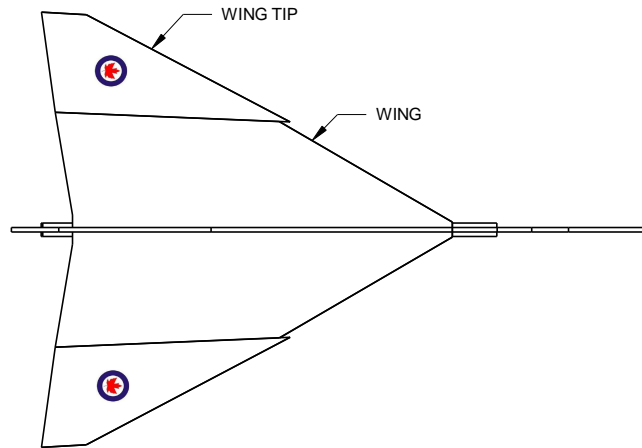


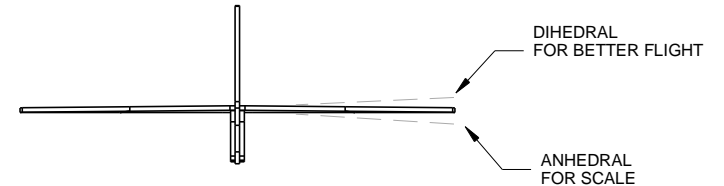
NOTES:

- MAKE FROM (1) 3 X 36 X 3/32 SHEET OF LIGHT WEIGHT BALSA
- PRINT DECALS FULL SCALE ON SILKSPAN, TRIM AND APPLY WITH DOPE
- ADD CLAY WEIGHT TO NOSE OR TAIL FOR BEST GLIDE
- SEE DRAWING BBMFC-PE-002 FOR FULL SCALE PARTS LAYOUT

REVISIONS				
ZONE	REV	DESCRIPTION	DATE	APPROVED



SCALE - 1:4



Modifications & drawing by Paul Emmerson  
 Based on balsa Arrow glider design by  
 Scale Model Scenery  
<http://www.scalemodelscecery.com/free-stuff/>

DRAWN PE	DATE 15/02/15	BALSA BEAVERS MODEL FLYING CLUB			
CHECKED		AVRO ARROW GLIDER ASSEMBLY			
QA		SIZE A	FSCM NO.	DWG NO. BBMFC-PE-001	REV B
MFG		SCALE		SHEET	
APPROVED					